



quarterly report analysis

Quarter 2 - December 31st 2009

Editor

Leith Winton

leith.winton@pex.com.au

(t) 08 9272 6555

Terms & Conditions

The information in this PDF file is subject to Pex Publications Pty Ltd's full copyright and entitlements as defined and protected by international law. The contents of the file are for the sole use of the addressee. Pex Publications advises that under the terms & conditions of subscription to Quarterly Report Analysis, the subscriber is entitled to distribute, transmit or in other ways forward each edition to within the physical office(s) of the particular subscribing business or organisation. Under no circumstances may subscribers distribute, transmit or in any other way forward Quarterly Report Analysis to other companies, non-controlled subsidiaries or affiliates, contractors, consultants, associates, non-company individuals or any other external party without the written prior approval of an authorised representative of Pex Publications Pty Ltd.

Quarterly Report Analysis for Australian Energy Companies

Qtr 2 to December 31st 2009

Published March 10th 2010

Disclaimer

Pex Publications advises that in preparing the following Quarterly Report Analysis, individual company reports have been edited to present the relevant, dynamic information in a standardised format.

The main omissions relate to non-petroleum related information, detailed financial and production statistics, and detailed charts, tables, diagrams and illustrations.

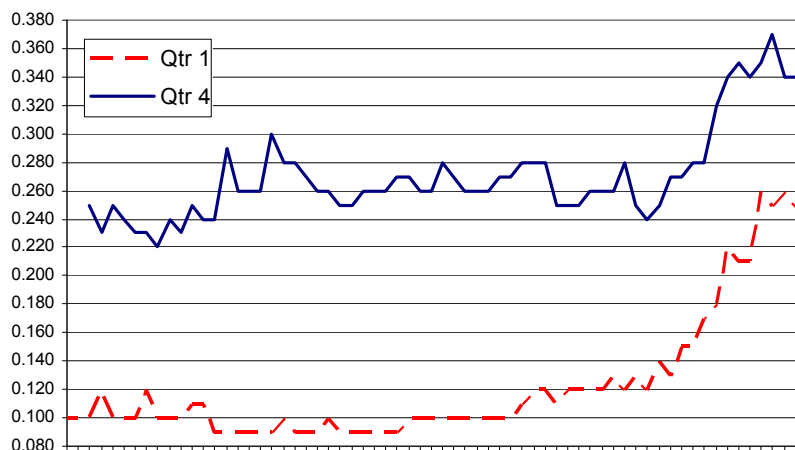
Readers wishing to view the complete quarterly reports are advised to visit the individual companies' websites, whose addresses are included in the following document.

3D Oil Ltd	1
Adelaide Energy Ltd	2
Adelphi Energy Limited	3
Advance Energy Ltd	4
AED Oil Ltd	5
Amadeus Energy Ltd	6
Antares Energy Ltd	7
Arrow Energy NL	8
Aurora Oil & Gas Ltd	9
AuDAX Resources Ltd	10
AusTex Oil Ltd	11
Austin Exploration Ltd	12
Australian Oil Company Ltd	13
Australian Worldwide Exploration Ltd	14
Baraka Petroleum Ltd	15
Bass Strait Oil Company Ltd	16
Beach Petroleum Ltd	17
BHP Billiton Ltd	18
Blue Energy Ltd	20
Bounty Oil & Gas NL	21
Boss Energy Ltd	22
Bow Energy Ltd	23
Buccaneer Energy Ltd	24
Burleson Energy Ltd	25
Buru Limited	26
Carbon Minerals NL	27
Carnarvon Petroleum Ltd	28
Carpathian Resources Ltd	29
Caspian Oil & Gas Ltd	30
Central Petroleum Ltd	31
CityView Corporation Ltd	32
Comet Ridge Ltd	33
Cooper Energy Ltd	34
Cue Energy Resources Ltd	35
Drillsearch Energy Ltd	36
DVM International	37
Eastern Corporation Ltd	38
Eastern Star Gas Ltd	39
Elixir Petroleum Ltd	40
Elk Petroleum Ltd	41
Emerald Oil & Gas NL	42
Empire Oil & Gas NL	43
Entek Energy Ltd	44
Essential Petroleum Resources Ltd	45
Eureka Energy Ltd	46
European Gas Ltd	47
Exoma Energy Ltd	48
Fall River Resources Ltd	49
First Australian Resources Ltd	50
Gas2Grid Ltd	51
GB Energy Ltd	52
Global Petroleum Ltd	53
Golden Gate Petroleum Ltd	54
Golden State Resources Ltd	55
Grand Gulf Energy Ltd	56
Horizon Oil Ltd	57
Icon Energy Ltd	58
Imperial Corporation Ltd	59
Impress Energy Ltd	60
Innamincka Petroleum Ltd	61
Jupiter Energy Ltd	62
K2 Energy Ltd	63

Kairiki Energy Ltd	64
Karoon Gas Australia Ltd	65
Key Petroleum Ltd	66
Kilgore Oil and Gas Ltd	67
L&M Energy Ltd	68
Lakes Oil NL	69
Lion Energy Ltd	70
Longreach Oil Ltd	71
Magellan Petroleum Australia Ltd	72
Marion Energy Ltd	74
Metgasco Ltd	75
MEO Australia Ltd	76
Molopo Australia Ltd	77
Monitor Energy Ltd	78
Mosaic Oil NL	79
Neon Energy Ltd	80
New Guinea Energy	81
New Standard Energy	82
New Zealand Oil & Gas Ltd	83
Nexus Energy Ltd	84
Nido Petroleum Ltd	85
Norwest Energy NL	86
Odin Energy Ltd	87
Odyssey Energy Ltd	88
Oil Basins Ltd	89
Oil Search Ltd	90
Oilex NL	92
Origin Energy Ltd	93
Orion Petroleum Ltd	94
Otto Energy Ltd	95
Pan Pacific Petroleum NL	96
Pancontinental Oil & Gas NL	97
Petsec Energy Ltd	98
Planet Gas Ltd	99
Po Valley Energy Ltd	100
Pryme Oil & Gas Ltd	101
Quest Petroleum NL	102
Range Resources Ltd	103
Rawson Resources Ltd	104
Red Fork Energy Ltd	105
Red Sky Energy Ltd	106
Rialto Ltd	107
Roc Oil Company Ltd	108
Samson Oil & Gas NL	109
Santos Ltd	110
Solimar Energy Ltd	111
Strategic Energy Resources Limited	112
Strike Oil Ltd	113
Stuart Petroleum Ltd	114
Sun Resources NL	115
Sundance Energy Australia Ltd	116
Sunset Energy Ltd	117
Tap Oil Ltd	118
Target Energy Ltd	119
Transerv Energy Ltd	120
Texon Petroleum Ltd	121
Victoria Petroleum NL	122
Westralian Gas & Power Ltd	123
WestSide Corporation Ltd	124
Woodside Petroleum Ltd	125
Summary	126

3D Oil Ltd

Price as at Dec 31st :	\$0.34	52 week high-low :	\$0.375	\$0.070
Shares :	206,560,000	Cash at hand :	\$7.084 mil	
Market cap :	\$70.230 mil	ASX code :	TDO	

Contact: **Melanie Leydin**Level 5, 164 Flinders Lane
MELBOURNE, VIC 3000Tel: (03) 9650 9866
Fax: (03) 9639 1960Email: info@3doil.com.au
Website: www.3doil.com.au

Qtr Report Highlights

- Further review of Felix Prospect underpins the significant upside of over 100 MMbbl of recoverable oil
- A 3D seismic survey is planned for 2010, focusing on the SW of the permit area which is interpreted to have the best prospectivity. 3D Oil intends to drill a well in 2011, based on the outcome of the seismic interpretation.
- During the quarter tenders for an acquisition vessel and associated contracts were evaluated.
- The current drilling campaign by Origin in the Bass Basin has been very encouraging to date, with the Trefoil-2 well proving the southern extension of that field and the Rockhopper-1 well encountering multiple staked zones of oil and liquid rich gas.

[Click here for full report](#)

Adelaide Energy Ltd

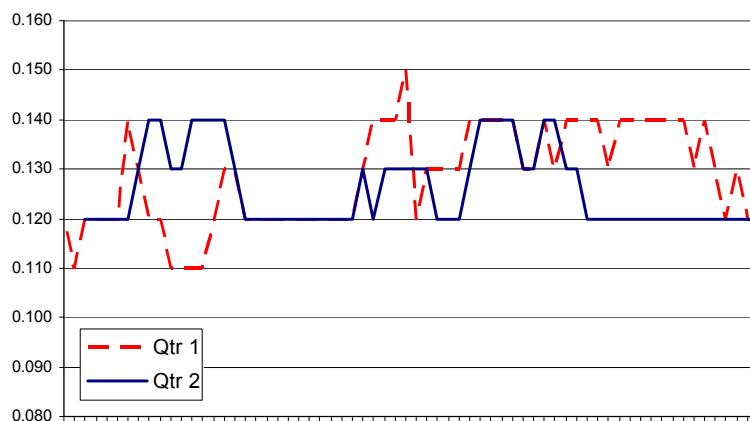
Price as at Dec 31st :	\$0.12	52 week high-low :	\$0.160	\$0.037
Shares :	183,316,358	Cash at hand :	\$10.511 mil	
Market cap :	\$21.998 mil	ASX code :	ADE	
Contact:	Carl Dorsch			

Level 5, 70 Pirie Street
ADELAIDE, SA 5000

GPO Box 93
ADELAIDE, SA 5001

Tel: (08) 8228 5207
Fax: (08) 8223 3235

Email:
c.dorsch@adelaideenergy.com.au
Website: www.adelaideenergy.com.au



Qtr Report Highlights

- Improvements in gas and liquids production at Katnook: availability factor up in second half of 2010.
- Progress on all fronts at the Otway Petroleum Project: development, delineation and exploration plans will come to fruition in the first half of 2010.
- The drilling of Wakefield 1 in the Cooper Basin will be followed up with a testing program in 2010.
- The Company's balance sheet has been significantly strengthened through the issuance of 50 million ordinary shares (cash at the end of the quarter was \$10.5 Million).

[Click here for full report](#)

Adelphi Energy Limited

Price as at Dec 31st :	\$0.16	52 week high-low :	\$0.185	\$0.045
Shares :	147,271,380	Cash at hand :	\$4.749 mil	
Market cap :	\$23.563 mil	ASX code :	ADI	
Contact:	Chris Hodge			

Ground Floor, 88 Colin Street
WEST PERTH, WA 6005

PO Box 574
WEST PERTH, WA 6872

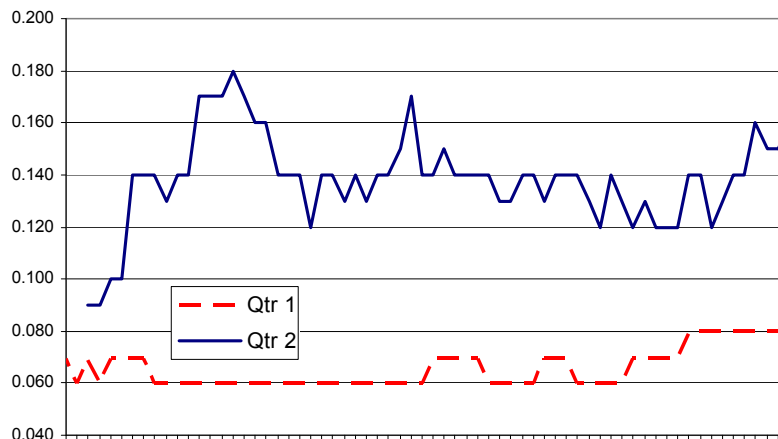
Tel: (08) 9480 1300

Fax: (08) 9263 4688

Email: info@adelphienergy.com.au

Website:

www.adelphienergy.com.au



Qtr Report Highlights

- The extensive Sugarloaf AMI farm-in program by Hilcorp Energy commenced in earnest during the quarter. Importantly, Adelphi is substantially free-carried during this program which comprises three stimulations of existing horizontal wells and three new completed and tied-in horizontal wells in return for farming out half of Adelphi's 20% interest.
- Fracture stimulation operations on the Kowalik-1H well commenced in late December 2009. Whilst the majority of the Kowalik main frac was pumped according to plan, the program was required to be stopped prematurely due to a suspected leak in the casing of the vertical section of the well. Subsequent operations to isolate this leak resulted in further problems with this well and operations are currently suspended to evaluate the forward plan required to prepare the well for testing.
- The Kennedy-1H fracture stimulation program commenced on 18 January 2010 and as at 26 January over 2,200 ft of the horizontal liner in the Kennedy-1H well had been fracture stimulated in 8 separate stages. Due to a suspected rupture in the shallower part of the horizontal liner within the same reservoir section, the remaining stages could not be completed. The well is currently being prepared to be flowed back and is expected to provide a reasonable test of the reservoir's production performance.
- The fracture stimulation program for the Weston-1H well which is similar to the Kennedy-1H program, is scheduled to commence in early February 2010 as previously announced.
- The first of the three new horizontal wells to be drilled by Hilcorp (Easley-1H) commenced drilling in mid January 2010. The well has been designed with a 4,000 ft horizontal section and will access both the Austin Chalk horizon, which is locally prevalent within the Sugarkane Field and the Eagle Ford Shale when it is subsequently stimulated.
- In Yemen Block 74, existing seismic data has been reprocessed and interpreted and a new prospective trend identified. Approximately 250km of new 2D seismic is expected to be acquired during the second quarter of 2010 with drilling expected to commence in late 2010.
- Adelphi's current cash position is \$4.75 million with all receipts and payments in relation to the Yemen Block 7 sale to Mitsui now having been concluded.

[Click here for full report](#)

Advance Energy Ltd

Price as at Dec 31st :	\$0.05	52 week high-low :	\$0.125	\$0.029
Shares :	156,367,722	Cash at hand :	\$1.097 mil	
Market cap :	\$7.818 mil	ASX code :	AVD	
Contact:	Anthony Short			

Suite 4, 16 Ord Street
PERTH WA 6000

PO Box 1779
WEST PERTH, WA 6872

Tel: (08) 9486 1122

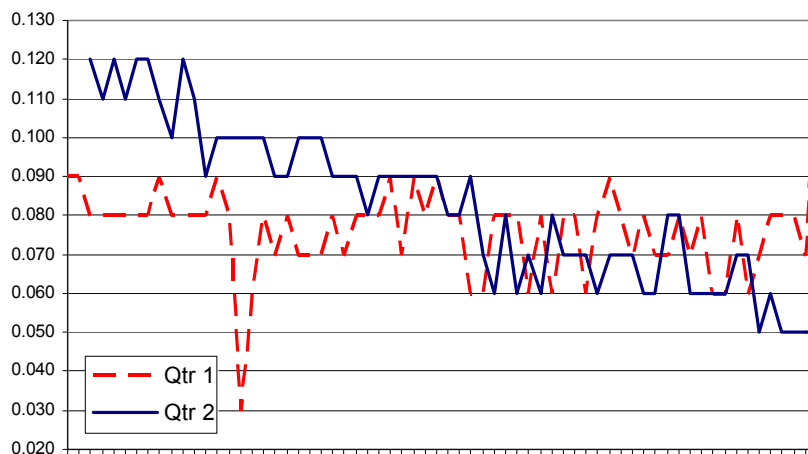
Fax: (08) 9486 1011

Email:

info@advanceenergyltd.com.au

Website:

www.advanceenergyltd.com.au



Qtr Report Highlights

- Net Daily Production at the end of the quarter was 84 barrels of oil per day (BOPD) and 382,000 cubic feet of gas per day (MCFPD) – equivalent to revenues of over US\$250,000 per month.
- Acquired an average working interest of 85% in 10 producing wells covering 1,600 acres in Martin County for US\$2.82m, to become the Martin West project.
- Increased production from Martin West project by 10 BOPD and 100 MCFPD and, reduced Martin West Lease Operating Expenses (LOE) by 32%
- Sold interests in Mother Lode II project for US\$2.01m. The project was acquired for US\$1.26m and delivered net revenues of US\$1.77m.
- Commenced recompletion and multi-stage fracture stimulation of Cazares #2 well.
- Issued first tranche of 6.65m \$1.00 listed convertible notes resulting in a reduction in total interest costs and conversion of all current to non-current liabilities. Marketing continues for the balance of the \$20m issue

[Click here for full report](#)

AED Oil Ltd

Price as at Dec 31st :	\$0.60	52 week high-low :	\$1.305	\$0.500
Shares :	165,321,320	Cash at hand :	\$86.100 mil	
Market cap :	\$99.192 mil	ASX code :	AED	
Contact:	David Dix			

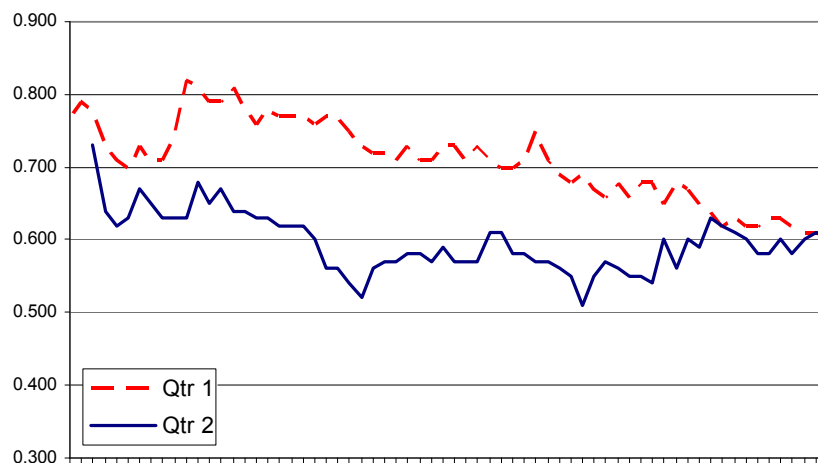
Level 41, 55 Collins Street
MELBOURNE, VIC 3000

PO Box 18199, Collins Street
EAST VICTORIA, VIC 3000

Tel: (03) 9656 7800

Fax: (03) 9654 7006

Website: www.aedoil.com.au



Qtr Report Highlights

- Business development initiatives have resulted in AED reaching agreement with Nations Petroleum for the acquisition of its wholly owned subsidiary (Nations Petroleum S.E Asia) which holds a 50% interest in the Brunei Block L.
- Nations Petroleum has now provided AED with an exclusive option to acquire 100% of the share capital in its subsidiaries which hold interests in other assets in Indonesia.
- The Company together with its joint venture partners, East Puffin Pty Ltd have been progressing its assessment of the exploration permit (AC/P22) located in the Australian territorial waters in the Timor Sea.
- Two well locations have been finalised (Lukut-1 and Lempuyang-1) to test significant oil and gas targets identified by the recently completed 3D seismic, with the drilling programme set to commence in March/April 2010.

[Click here for full report](#)

Summary							
Company Name	ASX Code	52 Week High	52 Week Low	# Shares	Market Cap	Last	Cash In Hand
3D Oil Ltd	TDO	\$0.375	\$0.070	206,560,000	\$70.230 mil	\$0.34	\$7.084 mil
Adelaide Energy Ltd	ADE	\$0.160	\$0.037	183,316,358	\$21.998 mil	\$0.12	\$10.511 mil
Adelphi Energy Ltd	ADI	\$0.185	\$0.045	147,271,380	\$23.563 mil	\$0.16	\$4.749 mil
Advance Energy Ltd	AVD	\$0.125	\$0.029	156,367,722	\$7.818 mil	\$0.05	\$1.097 mil
AED Oil Ltd	AED	\$1.305	\$0.500	165,321,320	\$99.192 mil	\$0.60	\$86.100 mil
Amadeus Energy Ltd	AMU	\$0.430	\$0.205	304,000,000	\$83.600 mil	\$0.28	\$5.600 mil
Antares Energy Ltd	AZZ	\$0.650	\$0.035	246,405,611	\$162.627 mil	\$0.61	\$1.662 mil
Arrow Energy NL	AOE	\$4.730	\$2.050	732,381,533	\$3.046 bil	\$4.16	\$253.400 mil
Aurora Oil & Gas Ltd	AUT	\$0.305	\$0.100	202,589,962	\$50.647 mil	\$0.25	\$4.745 mil
Audax Resources Ltd	ADX	\$0.175	\$0.017	289,230,386	\$28.923 mil	\$0.10	\$1.682 mil
AusTex Oil Ltd	AOK	\$0.200	\$0.050	169,425,000	\$28.802 mil	\$0.17	\$3.597 mil
Austin Exploration Ltd	AKK	\$0.096	\$0.020	294,827,895	\$14.741 mil	\$0.05	\$6.260 mil
Australian Oil Company Ltd	AOC	\$0.135	\$0.036	51,782,500	\$4.142 mil	\$0.08	\$0.741 mil
Australian Worldwide Exploration Ltd	AWE	\$3.060	\$2.110	1,764,209,046	\$4.940 mil	\$2.80	\$296.000 mil
Baraka Petroleum Ltd	BKP	\$0.030	\$0.003	1,764,209,046	\$8.821 mil	\$0.005	\$1.837 mil
Bass Strait Oil Company Ltd	BAS	\$0.068	\$0.013	291,030,250	\$11,641 mil	\$0.04	\$3.973 mil
Beach Petroleum Ltd	BPT	\$0.956	\$0.678	1,056,721,798	\$972.184 mil	\$0.92	\$118.000 mil
BHP Billiton Ltd	BHP	\$43.32	\$26.64	3,356,081,497	\$144.714 bil	\$43.12	N/A
Blue Energy Ltd	BUL	\$0.335	\$0.125	646,488,256	\$142.227 mil	\$0.22	\$39.853 mil
Bounty Oil & Gas NL	BUY	\$0.178	\$0.016	688,839,762	\$61.995 mil	\$0.09	\$7.499 mil
Boss Energy Ltd	BOE	\$0.080	\$0.040	93,748,795	\$3.749 mil	\$0.04	\$0.321 mil
Bow Energy Ltd	BOW	\$1.600	\$0.252	277,630,883	\$372.025 mil	\$1.34	\$88.268 mil
Buccaneer Energy Ltd	BCC	\$0.170	\$0.027	362,046,672	\$43.445 mil	\$0.12	\$4.894 mil
Burleson Energy Ltd	BUR	\$0.090	\$0.036	134,295,752	\$8.057 mil	\$0.06	\$1.247 mil
Buru Energy Limited	BRU	\$0.245	\$0.155	182,769,728	\$42.037 mil	\$0.23	\$45.769 mil
Carbon Minerals NL	CRM	\$3.600	\$1.550	18,803,498	\$63.931 mil	\$3.40	\$0.533 mil
Carnarvon Petroleum Ltd	CVN	\$0.885	\$0.260	686,759,634	\$425.791 mil	\$0.62	\$30.600 mil
Carpathian Resources Ltd	CPN	\$0.195	\$0.027	260,533,501	\$10,421 mil	\$0.04	\$3.846 mil
Caspian Oil & Gas Ltd	CIG	\$0.028	\$0.008	1,331,500,513	\$13.315 mil	\$0.04	\$4.359 mil
Central Petroleum Ltd	CTP	\$0.235	\$0.074	593,433,308	\$83.081 mil	\$0.14	\$33.427 mil
CityView Corporation Ltd	CVI	\$0.024	\$0.002	1,242,369,441	\$2.485 mil	\$0.002	\$0.004 mil
Comet Ridge Ltd	COI	\$0.500	\$0.084	307,351,144	\$107.572 mil	\$0.35	\$21.013 mil
Cooper Energy Ltd	COE	\$0.540	\$0.245	292,426,000	\$149.137 mil	\$0.51	\$95.400 mil
Cue Energy Resources Ltd	CUE	\$0.295	\$0.085	692,694,720	\$159.319 mil	\$0.23	\$18.107 mil
Drillsearch Energy Ltd	DLS	\$0.110	\$0.016	2,027,544,930	\$182.479 mil	\$0.09	\$12.900 mil
DVM International	DVM	\$0.070	\$0.020	35,621,547	\$2.137 mil	\$0.06	\$1.645 mil
Eastern Corporation Ltd	ECU	\$0.900	\$0.131	102,752,659	\$31.853 mil	\$0.31	\$5.583 mil
Eastern Star Gas Ltd	ESG	\$1.165	\$0.420	902,849,422	\$740.336 mil	\$0.82	\$54.728 mil
Elixir Petroleum Ltd	EXR	\$0.095	\$0.030	188,988,472	\$7.559 mil	\$0.04	\$6.733 mil
Elk Petroleum Ltd	ELK	\$0.465	\$0.092	102,613,380	\$15.392 mil	\$0.15	\$1.420 mil
Emerald Oil & Gas NL	EMR	\$0.075	\$0.031	115,481,534	\$4.619 mil	\$0.04	\$1.622 mil

Company Name	ASX Code	52 Week High	52 Week Low	# Shares	Market Cap	Last	Cash In Hand
Empire Oil & Gas NL	EGO	\$0.018	\$0.005	3,292,527,861	\$32.925 mil	\$0.01	\$4.380 mil
Entek Energy Ltd	ETE	\$0.250	\$0.041	225,192,535	\$49.542 mil	\$0.22	\$6.423 mil
Essential Petroleum Resources Ltd	EPR	N/A	N/A	618,241,636	\$3.091 mil	\$0.005	\$0.129 mil
Eureka Energy Ltd	EKA	\$0.100	\$0.026	132,253,875	\$11.902 mil	\$0.09	\$0.425 mil
European Gas Ltd	EPG	\$0.300	\$0.110	213,944,359	\$36.370 mil	\$0.17	€1.183 mil
Exoma Energy Ltd	EXE	\$0.300	\$0.010	227,952,500	\$36.472 mil	\$0.16	\$4.325 mil
Fall River Resources Ltd	FRV	\$0.022	\$0.002	90,536,522	\$1.810 mil	\$0.02	\$0.008 mil
First Australian Resources Ltd	FAR	\$0.155	\$0.029	658,232,784	\$39.493 mil	\$0.06	\$11.710 mil
Gas2Grid Ltd	GGX	\$0.085	\$0.017	183,059,332	\$7.322 mil	\$0.04	\$0.969 mil
GB Energy Ltd	GBX	\$0.060	\$0.022	123,522,770	\$2.470 mil	\$0.02	\$1.325 mil
Global Petroleum Ltd	GBP	\$0.295	\$0.110	174,444,787	\$34.889 mil	\$0.20	\$24.900 mil
Golden Gate Petroleum Ltd	GGP	\$0.171	\$0.028	605,759,331	\$24.230 mil	\$0.04	\$2.946 mil
Golden State Resources Ltd	GDN	\$0.210	\$0.037	417,385,444	\$16.695 mil	\$0.04	\$0.652 mil
Grand Gulf Energy Ltd	GGE	\$0.02	\$0.00	347,044,598	\$3.470 mil	\$0.006	\$0.047 mil
Horizon Oil Ltd	HZN	\$0.37	\$0.11	1,126,621,515	\$416.850 mil	\$0.37	US\$26.700
Icon Energy Ltd	ICN	\$0.67	\$0.19	438,845,003	\$175.538 mil	\$0.40	\$23.219 mil
Imperial Corporation Ltd	IMP	\$0.010	\$0.010	2,021,371,808	\$12.128 mil	\$0.006	\$0.774 mil
Impress Energy Ltd	ITC	\$0.060	\$0.020	800,186,353	\$40.009 mil	\$0.05	\$6.397 mil
Innamincka Petroleum Ltd	INP	\$0.445	\$0.150	261,548,890	\$47.078 mil	\$0.18	\$16.476 mil
Jupiter Energy Ltd	JPR	\$0.085	\$0.008	736,220,391	\$44.173 mil	\$0.06	\$2.347 mil
K2 Energy Ltd	KTE	\$0.070	\$0.010	130,654,903	\$5.226 mil	\$0.04	\$3.162 mil
Kairiki Energy Ltd	KIK	\$0.220	\$0.036	514,209,998	\$82.273 mil	\$0.16	\$11.451 mil
Karoon Gas Australia Ltd	KAR	\$12.100	\$2.450	177,116,198	\$1.879 bil	\$10.61	\$196.832 mil
Key Petroleum Ltd	KEY	\$0.195	\$0.053	129,175,518	\$14.209 mil	\$0.11	N/A
Kilgore	KOG	\$0.047	\$0.019	518,600,006	\$10.372 mil	\$0.02	\$1.793 mil
L&M Energy Ltd	LME	\$0.150	\$0.050	175,302,000	\$22.789 mil	\$0.13	NZ\$6.348 mil
Lakes Oil NL	LKO	\$0.017	\$0.003	5,536,401,461	\$44.291 mil	\$0.008	\$5.807 mil
Lion Energy Ltd	LIO	\$0.070	\$0.038	94,493,754	\$4.724 mil	\$0.05	\$8.945 mil
Longreach Oil Ltd	LGO	\$0.019	\$0.008	400,000,000	\$4.000 mil	\$0.01	\$0.008 mil
Magellan Petroleum Australia Ltd	MGN	\$1.520	\$0.750	34,027,257	\$51.721 mil	\$1.52	N/A
Marion Energy Ltd	MAE	\$0.550	\$0.100	389,822,043	\$42.880 mil	\$0.11	\$0.820 mil
Metgasco Ltd	MEL	\$1.010	\$0.328	248,956,674	\$161.821 mil	\$0.65	\$29.701 mil
MEO Australia Ltd	MEO	\$0.825	\$0.062	477,220,955	\$219.521 mil	\$0.46	\$40.302 mil
Molopo Australia Ltd	MPO	\$1.700	\$0.645	193,921,119	\$261.793 mil	\$1.35	\$82.589 mil
Monitor Energy Ltd	MHL	\$0.010	\$0.001	3,629,516,408	\$21.777 mil	\$0.006	\$1.835 mil
Mosaic Oil NL	MOS	\$0.180	\$0.067	821,344,925	\$82.134 mil	\$0.10	\$21.366 mil
Neon Energy Ltd	NEN	\$0.145	\$0.125	323,994,678	\$42.119 mil	\$0.13	\$6.600 mil
New Guinea Energy	NGE	\$0.295	\$0.026	669,543,988	\$107.127 mil	\$0.16	\$20.880 mil
New Standard	NSE	\$0.140	\$0.032	141,543,010	\$16.985 mil	\$0.12	\$5.650 mil
New Zealand Oil & Gas Ltd	NZO	\$1.470	\$0.905	393,357,572	\$527.099 mil	\$1.34	NZ\$176.405 mil
Nexus Energy Ltd	NXS	\$0.546	\$0.264	958,061,849	\$296.999 mil	\$0.31	\$44.741 mil
Nido Petroleum Ltd	NDO	\$0.215	\$0.060	1,050,814,774	\$199.654 mil	\$0.19	\$17.091 mil
Norwest Energy NL	NWE	\$0.061	\$0.007	530,753,582	\$15,922 mil	\$0.03	\$1.377 mil

Company Name	ASX Code	52 Week High	52 Week Low	# Shares	Market Cap	Last	Cash In Hand
Odin Energy Ltd	ODN	\$0.046	\$0.017	107,730,005	\$3.231 mil	\$0.03	\$2.145 mil
Odyssey Energy Ltd	ODY	\$0.200	\$0.032	58,154,000	\$2.326 mil	\$0.04	\$0.034 mil
Oil Basins Ltd	OBL	\$0.072	\$0.010	119,292,768	\$2.385 mil	\$0.02	\$0.558 mil
Oil Search Ltd	OSH	\$6.930	\$4.110	1,136,883,673	\$6,969.097 mil	\$6.13	US\$1,255.100 mil
Oilex Ltd	OEX	\$0.380	\$0.140	220,074,885	\$37.412 mil	\$0.17	\$19.154 mil
Origin Energy Ltd	ORG	\$17.300	\$12.340	878,388,374	\$14,774.492 mil	\$16.82	N/A
Orion Petroleum Ltd	OIP	\$0.210	\$0.060	155,000,000	\$13.950 mil	\$0.09	\$11.802 mil
Otto Energy Ltd	OEL	\$0.129	\$0.049	1,070,184,721	\$74.912 mil	\$0.07	\$18.225 mil
Pan Pacific Petroleum NL	PPP	\$0.660	\$0.255	588,612,110	\$235.445 mil	\$0.40	\$106,645.00 mil
Pancontinental Oil & Gas NL	PCL	\$0.057	\$0.011	592,286,658	\$23.691 mil	\$0.04	\$2.511 mil
Petsec Energy Ltd	PSA	\$0.341	\$0.123	231,283,622	\$50.882 mil	\$0.22	\$28.300 mil
Planet Gas Ltd	PGS	\$0.215	\$0.017	493,853,305	\$69.139 mil	\$0.14	\$10.128 mil
Po Valley Energy Ltd	PVE	\$1.880	\$1.020	110,179,926	\$185.102 mil	\$1.68	€6.622 mil
Pryme Oil & Gas Ltd	PYM	\$0.146	\$0.047	178,801,337	\$5.455 mil	\$0.09	\$16.092 mil
Quest Petroleum	QPN	\$0.014	\$0.006	481,468,980	\$4.814 mil	\$0.01	\$0.352 mil
Range Resources Ltd	RRS	\$0.084	\$0.023	584,952,954	\$40.946 mil	\$0.07	\$0.174 mil
Rawson Resources Ltd	RAW	\$0.140	\$0.040	71,567,150	\$7.156 mil	\$0.10	\$1.045 mil
Red Fork Energy Ltd	RFE	\$1.510	\$0.165	137,868,000	\$114.430 mil	\$0.83	\$13.480 mil
Red Sky Energy Ltd	ROG	\$0.065	\$0.004	971,508,972	\$38.860 mil	\$0.04	\$7.504 mil
Rialto Energy Ltd	RIA	\$0.220	\$0.052	44,431,212	\$7.108 mil	\$0.16	\$3.522 mil
Roc Oil Company Ltd	ROC	\$0.980	\$0.300	713,154,560	\$477.814 mil	\$0.67	US\$17.900 mil
Samson Oil & Gas NL	SSN	\$0.027	\$0.010	1,169,555,338	\$11.695 mil	\$0.01	\$4.764 mil
Santos Ltd	STO	\$16.582	\$12.317	831,413,347	\$11,714.614 mil	\$14.09	N/A
Solimar Energy Ltd	SGY	\$0.125	\$0.021	213,145,468	\$21.314 mil	\$0.10	\$1.569 mil
Strategic Energy Resources Ltd	SER	\$0.033	\$0.009	321,222,499	\$6.424 mil	\$0.02	\$1.606 mil
Strike Oil Ltd	STX	\$0.300	\$0.091	328,558,430	\$88.710 mil	\$0.27	\$13.143 mil
Stuart Petroleum Ltd	STU	\$0.840	\$0.210	63,082,422	\$36.588 mil	\$0.58	N/A
Sun Resources NL	SUR	\$0.110	\$0.026	339,261,700	\$27.140 mil	\$0.08	\$2.911 mil
Sundance Energy Australia Ltd	SEA	\$0.175	\$0.030	190,272,259	\$19.027 mil	\$0.10	\$5.600 mil
Sunset Energy Ltd	SEY	\$0.200	\$0.040	48,474,037	\$5.332 mil	\$0.11	\$0.422 mil
Tap Oil Ltd	TAP	\$1.450	\$0.635	156,485,921	\$183.089 mil	\$1.17	\$60.000 mil
Target Energy Ltd	TEX	\$0.117	\$0.025	157,307,450	\$9.438 mil	\$0.06	\$1.950 mil
Transerv Energy Ltd	TSV	\$0.038	\$0.012	829,549,071	\$8.295 mil	\$0.01	\$2.488 mil
Texon Petroleum Ltd	TXN	\$0.380	\$0.100	134,577,879	\$41.719 mil	\$0.31	\$6.626 mil
Victoria Petroleum NL	VPE	\$0.495	\$0.180	412,383,560	\$127.838 mil	\$0.31	\$24.393 mil
Westralian Gas And Power Ltd	WGP	\$0.040	\$0.018	176,982,612	\$5,309 mil	\$0.03	\$0.335 mil
WestSide Corporation Ltd	WCL	\$0.705	\$0.390	110,389,445	\$55.194 mil	\$0.50	\$15.983 mil
Woodside Petroleum Ltd	WPL	\$53.869	\$31.189	777,245,797	\$36,686.002 mil	\$47.20	N/A